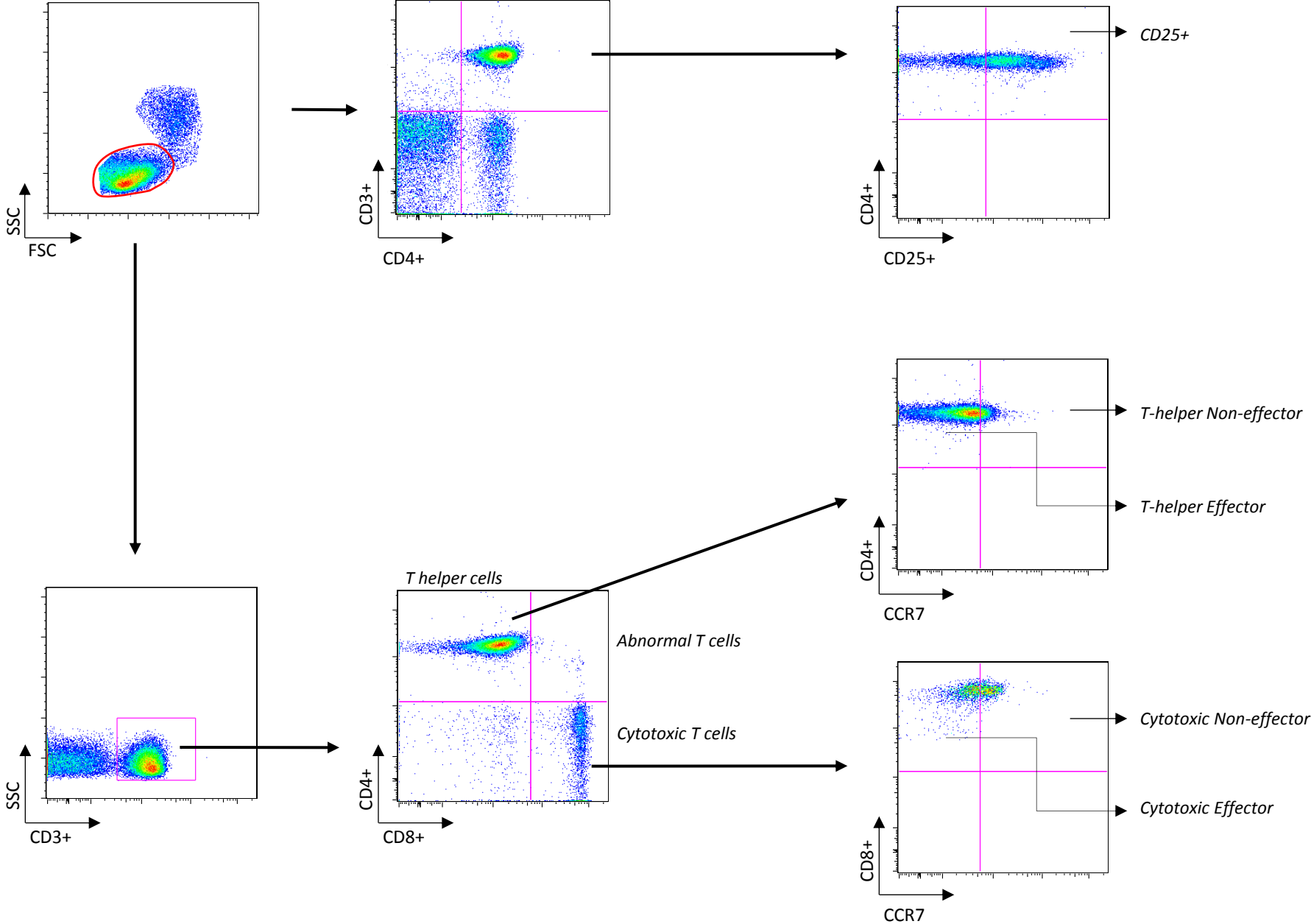


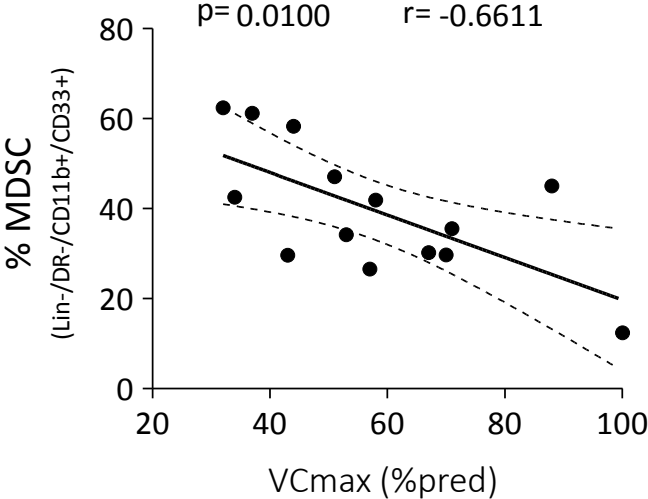
Supplemental Table E1

	Antigen	Fluorophore	Clone	Manufacturer	Isotype
MDSCs	CD33	BV421	WM53	BioLegend	Mouse IgG1
	CD56	FITC	HCD56	BioLegend	Mouse IgG1
	CD20	FITC	2H7	BioLegend	Mouse IgG2b
	CD19	FITC	HIB19	BioLegend	Mouse IgG1
	CD16	FITC	3G8	BioLegend	Mouse IgG1
	CD66b	PE	G10F5	BioLegend	Mouse IgM
	CD11b	PerCPCy5.5	ICRF44	BioLegend	Mouse IgG1
	HLA-DR	PE Cy7	L243	BioLegend	Mouse IgG2a
	CD80	APC	2D10	BioLegend	Mouse IgG1
	CD14	APC Cy7	HCD14	BioLegend	Mouse IgG1
Lymphocytes	CD25	BV421	2A3	BD Bioscience	Mouse IgG1
	CD19	FITC	HIB19	BioLegend	Mouse IgG1
	CCR7	PE	150503	R&D	Mouse IgG2a
	CD3	AF700	HIT3a	BioLegend	Mouse IgG2a
	CD8a	PE Cy7	HIT8a	BioLegend	Mouse IgG1
	CD27	APC	M-T271	BioLegend	Mouse IgG1
	CD4	BV510	RPA-T4	BioLegend	Mouse IgG1

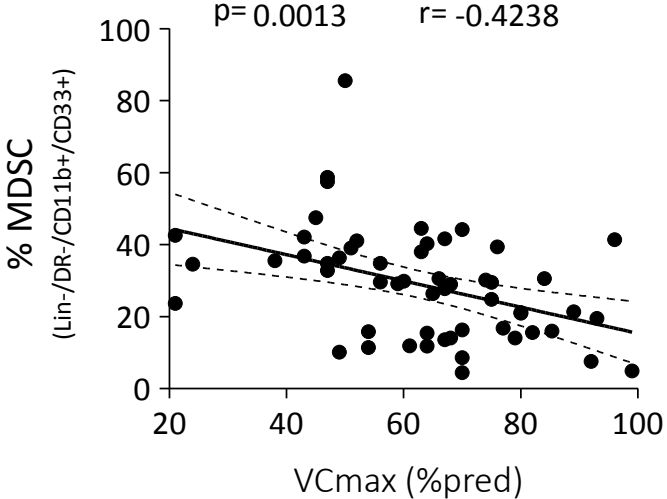
Supplemental Figure E1



Females

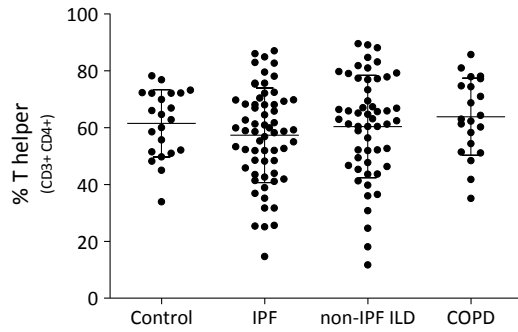


Males

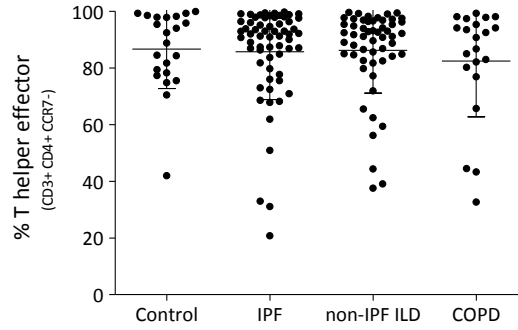


Supplemental Figure E3

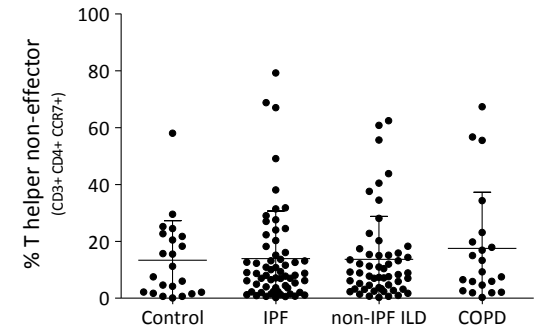
A



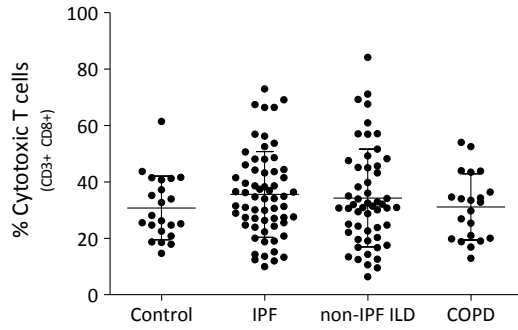
B



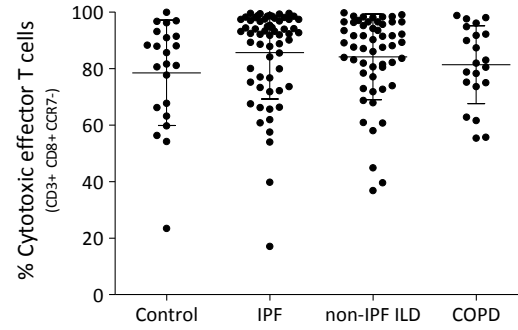
C



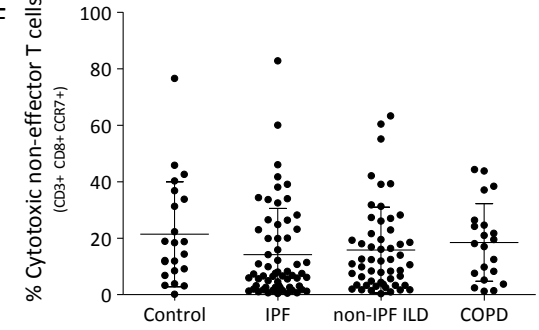
D



E



F



G

